

# Additional News

## Damage prevention awareness

Liberty is committed to providing safe and reliable natural gas service to our customers. As a local distribution company, we access national transmission pipelines to deliver natural gas to homes and businesses in our communities. We transport the natural gas through underground main and utility service lines that we regularly monitor and maintain to help ensure safe delivery and reliable service.

### Potential hazards may exist if natural gas lines are damaged because of

- Dented, bent or scratched pipe
- Coating impairment or punctures
- Broken tracer wires
- Lines pulled apart elsewhere or out of sight

### Damaged facilities can result in

- Loss of life and property
- Loss of revenue
- Reduced production
- Loss of emergency services
- Costly violations and fines

One free, easy call gets utility lines marked and helps protect you and others from injury and expense. Know what's below by calling 811 or visiting [www.call811.com](http://www.call811.com) before you dig. It's convenient and easy, and it's the law!











**Know what's below.  
Call before you dig.**

### CARE

Call 811 before digging  
Allow required state time for marking  
Respect markings  
Excavate carefully

### American Public Works Association uniform color code for marking underground utility lines

	Proposed excavation
	Temporary survey markings
	Electric power lines, cables, conduits, and lighting cables
	Gas, oil, steam, petroleum or gaseous materials
	Communication, alarm or signal lines, cables or conduit
	Potable water
	Reclaimed water, irrigation and slurry lines
	Sewer and drain line

### Before you excavate or bore, make sure all utilities have been notified and their underground lines have been located.

- Confirm all marks have been made in the excavation area.
- Expose all gas pipelines by hand digging inside state-specific tolerance zones.
- Barricade excavations where gas pipelines are exposed.

### Check with Liberty before backfilling if you have any questions.

- Do not backfill potential hazards.
- Do not backfill with rocks or sharp material against natural gas pipelines.
- Backfilling should always be properly compacted.
- Do not drop or dump backfill material on natural gas pipelines.

**If you disturb or damage any gas pipeline, including the pipe coating, do not attempt to repair the line or make adjustments to the valves that may impact the flow of gas. Contact Liberty immediately and a gas technician will respond promptly to make appropriate repairs.**

# Leak Detection and Response

## Leak Recognition and Response

Although natural gas leaks are rare, learn to recognize the signs that could indicate a leak:

1. Smell: a distinctive “rotten egg” odor added to make natural gas detected
2. Listen: an unusual hissing sound near gas appliances or a blowing sound near gas lines
3. Look: blowing dirt, bubbling creeks or ponds, dry spots in moist areas, or dead plants surrounded by green, live plants near gas lines
4. Leave: follow the important safety tips below if a gas leak is suspected

## If a natural gas leak is suspected:

- Leave the area immediately.
- Call Liberty at 1-800-406-9220 or 911 from a safe distance.
- Do not turn lights on or off, smoke, or use a cell phone, vehicle, or equipment that could cause sparks.
- Do not turn natural gas valves on or off.
- Secure the area to keep out unnecessary personnel and the public.

For more information on natural gas safety, visit [www.libertyenergyandwater.com](http://www.libertyenergyandwater.com).

## Pipeline Inspection, Protection, Enforcement, and Safety (PIPES) Act of 2006, Public Law 109-468— Dec. 29, 2006

d) Prohibition Applicable to Excavators — A person who engages in demolition, excavation, tunneling, or construction — (3) and who causes damage to a pipeline facility that may endanger life or cause bodily harm or damage to property — (A) may not fail to promptly report the damage to the owner or operator of the facility; and (B) if the damage results in the escape of any flammable, toxic, or corrosive gas or liquid, may not fail to promptly report to appropriate authorities by calling the 911 emergency telephone number.

## Remember the following:

- Always CALL 811 for line locates prior to excavating.
- Contact Liberty for approval when paralleling or crossing a natural gas pipeline.
- If a natural gas pipeline is exposed, do not damage the coating or scratch or dent the outer surface. Call Liberty to repair the pipeline.

Help protect life and property – 90% of all natural gas incidents in the U.S. are caused by third-party damages. Call and coordinate with Liberty if you plan to cross our pipeline. We will assist you promptly. If you need clarification about state damage prevention laws, CALL 811.

## Missouri

### Missouri One Call System



#### Advance Notice

Two working days minimum, but no more than 10 days

#### Marks Valid

As long as visible

#### Tolerance Zone

24 inches